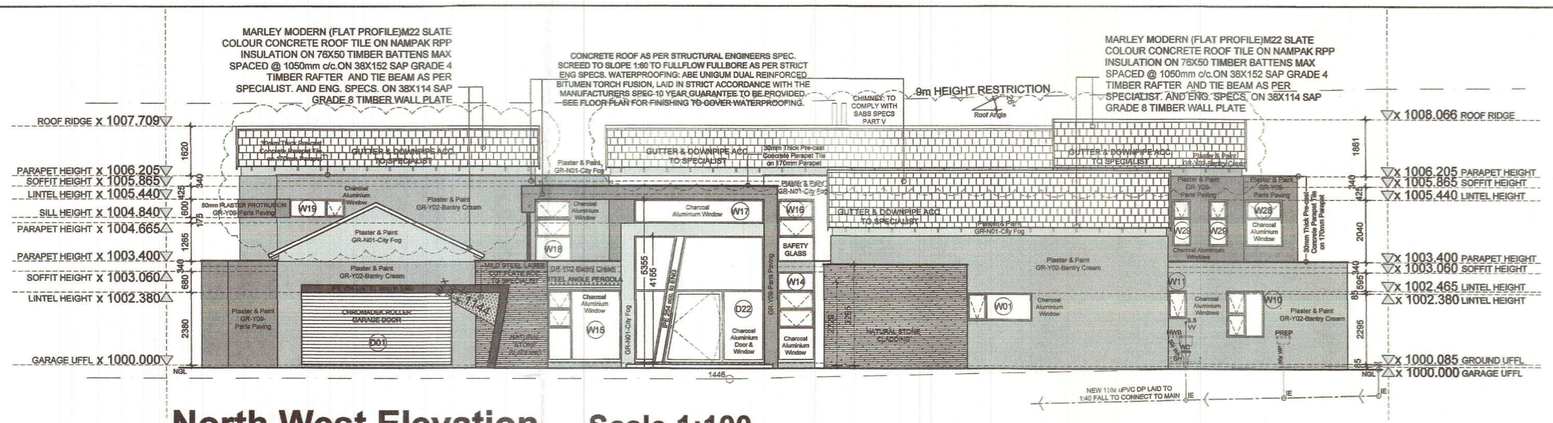
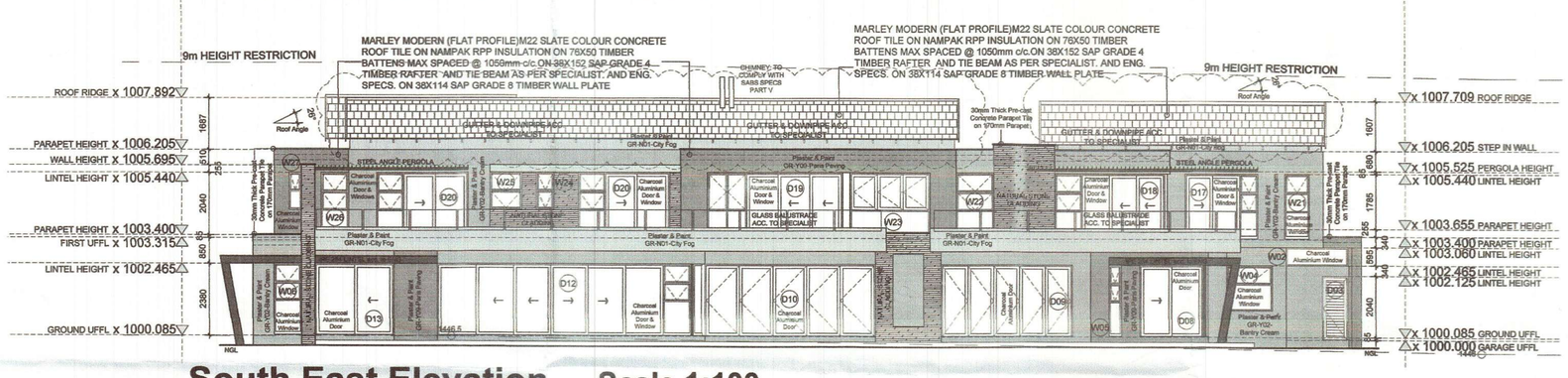
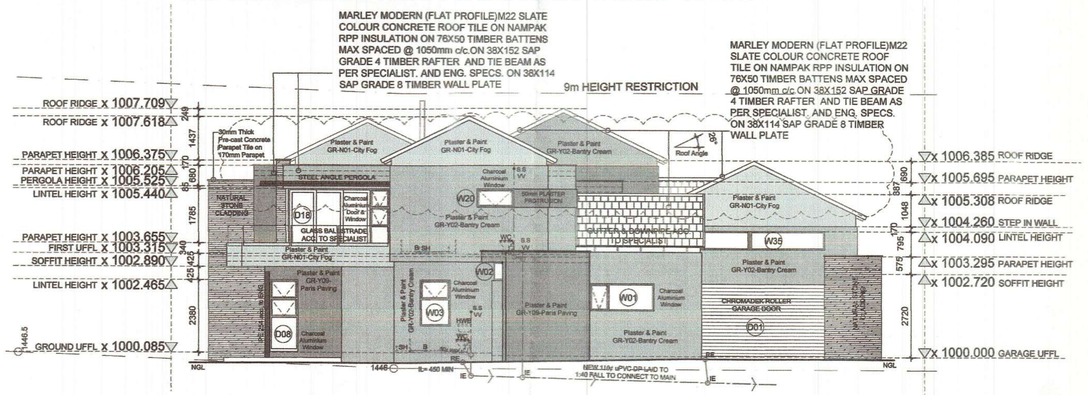
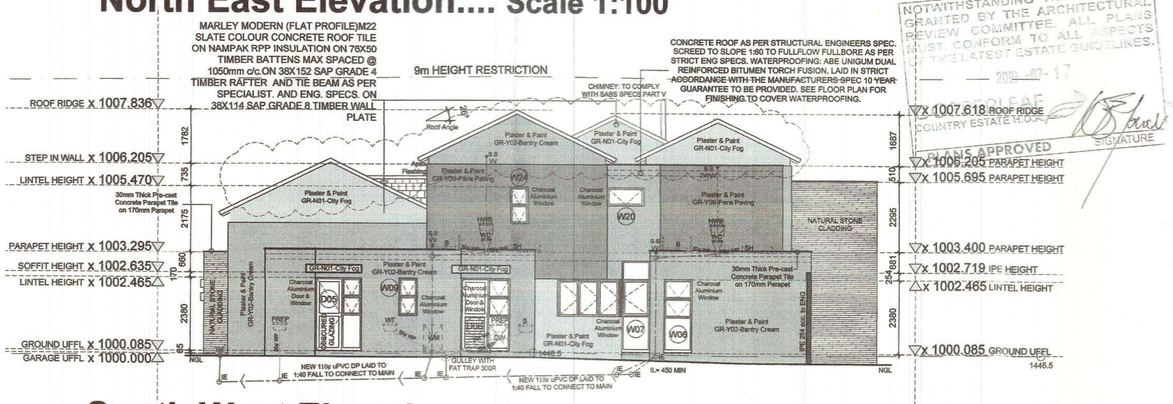








GENERAL NOTES

ALL MATERIALS AND CONSTRUCTION MUST COMPLY WITH THE NATIONAL BUILDING REGULATIONS (ACT NO 103 OF 1977) INCLUDING ALL AMMENDMENTS AS WELL AS THE BY-LAWS OF THE LOCAL AUTHORITIES.
ALL DIMENSIONS TO BE CHECKED ON SITE AND DRAWINGS MUST NOT BE SCALED.

BALUSTRADES ACC. NBR
FINAL HEIGHTS TO BE DETERMINED ON SITE, IF ANY DISCREPANCY CONTACT ARCHITECT IMMEDIATLY
NO OBSTRUCTION AT ENTRANCE
CHIMNEY TO COMPLY WITH SABS PART W1-4
SELF LOCKING / CLOSING GATE. SWIMMING POOL ACC. TO SABS 1390
FOUNDATIONS:
600/250mm STRIP FOOTING UNDER 220mm WALLS STRICTLY TO ENG. DETAILS AND SPECIFICATIONS
FLOOR:
ALL CONCRETE SKABS STRICTLY TO ENGINEERS DETAILS AND SPECS.
FLOOR FINISHING ON 25mm CEMEMNT SCREED ON 85mm CONCRETE SURFACE BED TO ENG DETAILS AND SPECS.
PAVING:
BRICK PAVING TO SPECIALIST SPECS ON CLEAN RIVER SAND ON COMPACTED FILLING LAYERS OF 150mm MAX. COLOUR: TERRACOTTA
1.5m WIDE PAVING ALONGSIDE ENTIRE HOUSE
CHECK ALL THE ENGINEERS DRAWINGS AND SPECIFICATIONS FOR STORM WATER AND PAVING
WALLS:
APPROVED BRICKS TO SABS STANDARDS, FINISHED WITH 15-19mm PLASTER, ONE UNDERCOAT AND 2 COATS PAINT.
EXPANSION JOINTS ACC. TO ENG. SPECS.
RETAINING WALLS ACC. TO ENG. SPECS.
ROOF CONSTRUCTION:
CONCRETE SLABS STRICTLY TO ENG DETAILS AND SPECS WITH DPC AND GRAVEL FILLING BY SPECIALIST. RAINWATER DISPOSAL TO ENG. SPECS
WATERPROOFING UNDER ROOF COVERING WITH APPROVED WHITE DPC
SEWER:
ALL FIRST FLOOR WATSE PIPES MUST BE PROVIDED WITH ANTI-VAC TRAPS
ALL EQUIPMENT TO BE PROVIDED WITH VENT VALVES
ALL VENT PIPES TO BE CONCEALED.
GEYSER INSTALLATION ACC. SABS 0254 PART "P"
ACCESS PANELS ARE TO BE PROVIDED AT ALL SERVICE DUCTS
BOUNDARY WALLS:
MAX OF 1955mm HIGH PLASTERED AND PAINTED SELECTED COLOUR. TO BE FACEBRICK ON NEIGHBOURS SIDE.
WINDOWS AND DOORS:
WINDOWS AND DOORS TO BE POWDER COATED ALUMINIUM OR FRAMELESS GLASS AS PER WINDOW SCHEDULE
GLASS:
ALL GLAZING ACC. SABS 0137 AND PART "N" OF SABS 0400
0.00sqm - 0.75sqm = 3mm THICK CLEAR GLASS
0.75sqm - 1.50sqm = 4mm THICK CLEAR GLASS
1.50sqm - LARGER = 6mm THICK CLEAR GLASS
OBSCURE GLAZING TO BE USED ON ALL BATHROOM WINDOWS
DAMPPROOFING:
DPC MUST BE PROVIDED UNDER ALL WALLS AND WINDOW CILLS

ALL WOOD/TIMBER TO COMPLY WITH SANS 10163
GEYSER INSTALLATION TO COMPLY WITH SANS 10254

HEIGHT OF VERTICAL DPC TO BE ABOVE GROUND LEVEL AT A MINIMUM OF 150mm.

DRYWALLS TO COMPLY WITH SANS 082

COUNCIL DRAWINGS

CITY OF TSHWANE
CITY PLANNING AND DEVELOPMENT
2021 -02- 12
BUILDING CONTROL
RECOMMENDED

S.D. LEITHGÖB
SACAP 7393
Date: 29/7/2019

REV	DATE	DESCRIPTION
02	01-03-2019	NEW ROOF LAYOUT- MONO PITCH ROOF CHANGES TO DOUBLE PITCH ROOFS. MARLEY MODERN(FLAT PROFILE) M22 SLATE TILE TO BE USED. NEW ROOF ANGLE OF 25°. ALL HIGH W02,W03,W04 TO BE REMOVED. NEW POSITION FOR W10 IN MAIN BEDRM WC

RECEIVED
2021 -09- 21

Copyright Notice
This drawing is copyright. You may use, display, print and reproduce this drawing only for use on the project as described in the title block of this drawing. This drawing stays the property of SL ARCHITECTS and no parts of this drawing may be reproduced for any other reason as described above without the prior written permission of the copyright owner.Such permission, if granted, is subject to a fee depending on the nature of the use.

All rights reserved in terms of Section 12 (7) of the South African Copyright Requests and enquiries regarding reproduction should be addressed to the Copyright Owner.

All Rights Reserved
SLARCHITECTS reserves the right to revise this drawing as it sees fit.You are encouraged to contact the author of this drawing to check if this represents the latest revisions.

D G LOMBAARD PR ENG
ECSA 950443
Tel: 012 001 8767
admin@flesco.co.za
11-09-2020

S. M. Lamola
SIGNATURE
08/09/2021

NOTWITHSTANDING THE APPROVAL GRANTED BY THE ARCHITECTURAL REVIEW COMMITTEE, ALL PLANS MUST CONFORM TO ALL ASPECTS OF THE LATEST ESTATE GUIDELINES.
2021 -07- 17
COPPERLEAF COUNTRY ESTATE H.O.A.
SIGNATURE
PLANS APPROVED

CITY OF TSHWANE
CITY PLANNING AND DEVELOPMENT
2021 -02- 04
BUILDING CONTROL
RECOMMENDED

NOTWITHSTANDING THE APPROVAL GRANTED BY THE ARCHITECTURAL REVIEW COMMITTEE, ALL PLANS MUST CONFORM TO ALL ASPECTS OF THE LATEST ESTATE GUIDELINES.
2020 -10- 04
COPPERLEAF COUNTRY ESTATE H.O.A.
SIGNATURE
PLANS APPROVED

SLARCHITECTS
architecture by design
WWW.SLARCH.CO.ZA | © Ben Duis Stirgegaag Centre Cnr Pretorius Ave & Willie Street, Hatfield area, Pretoria, 0083 | T: 012 430 3234

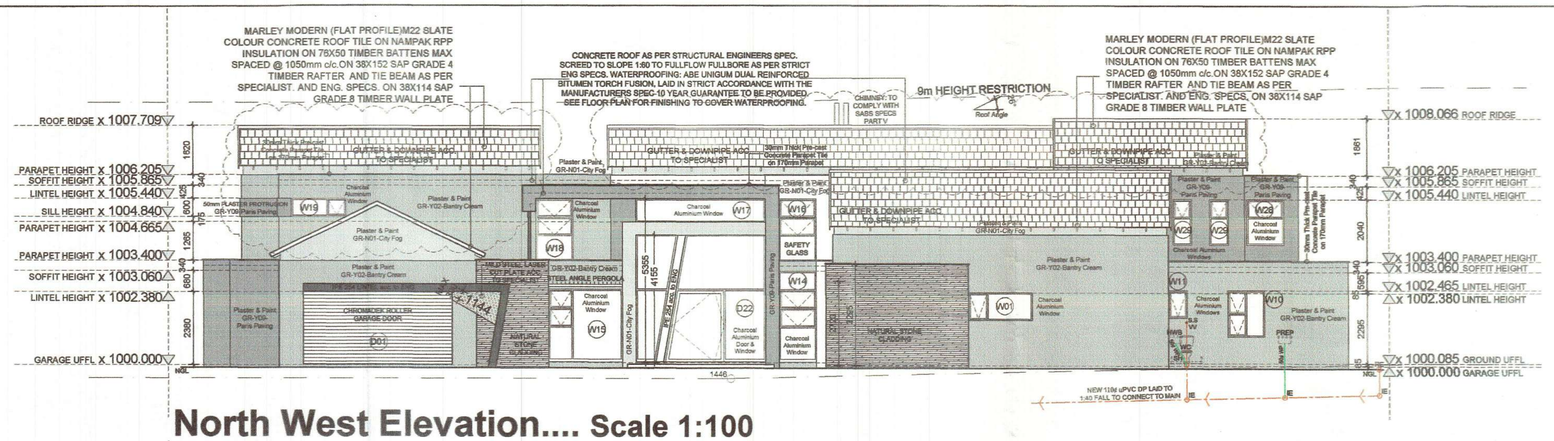
PROJEK / PROJECT
NEW RES S. LAMOLA,
ERF 1144, PEACH TREE,
COPPERLEAF ESTATE

TEKENING / DRAWING
ELEVATIONS

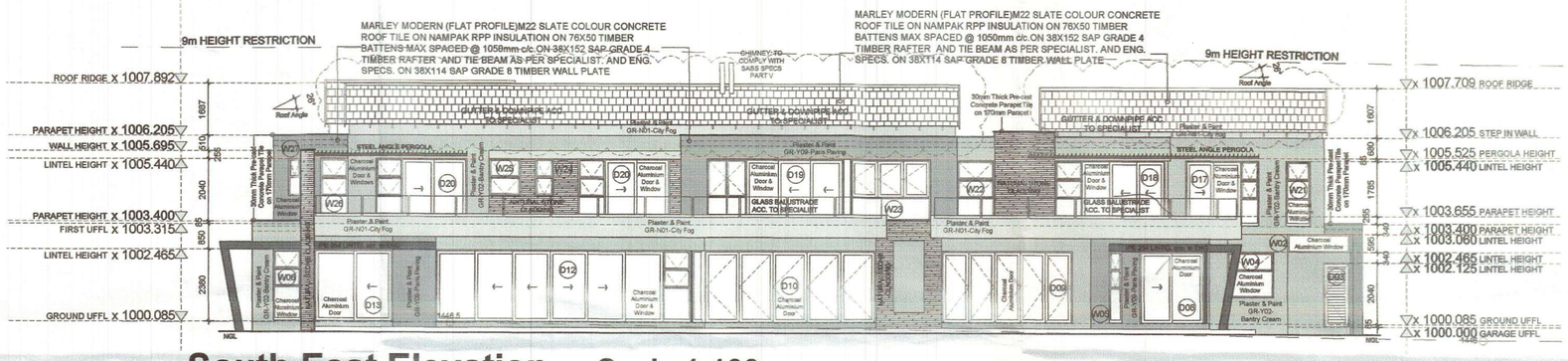
ONTWERP / DESIGNED	NAGESIEN / CHECKED
SONIA	SONIA

SKAAL / SCALE	TEKENING NR	REVISION NO
1:100 @ A1	401	2

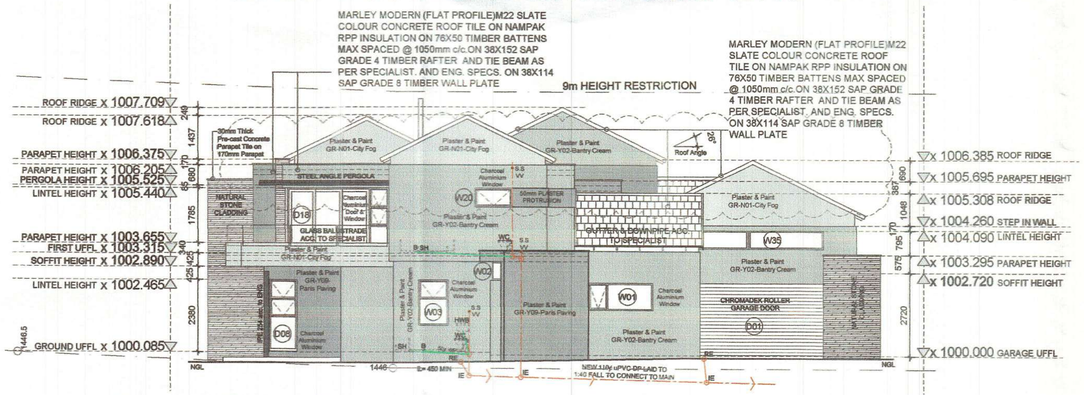
DATUM / DATE	GETEKEN / DRAWN	PROJECT NO
11/03/2019	ANINA	SL-A-1609



North West Elevation.... Scale 1:100



South East Elevation.... Scale 1:100



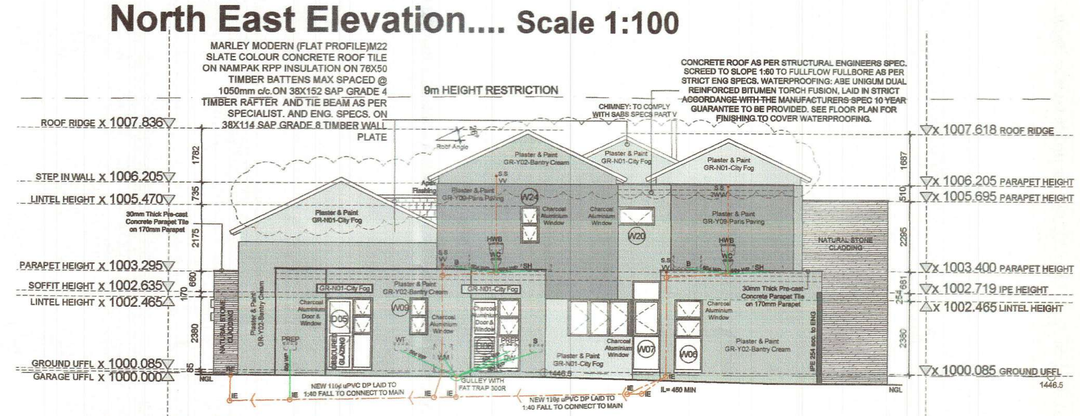
North East Elevation.... Scale 1:100



Pool Section.... Scale 1:50



Pool Plan.... Scale 1:50



South West Elevation.... Scale 1:100

GENERAL NOTES

ALL MATERIALS AND CONSTRUCTION MUST COMPLY WITH THE NATIONAL BUILDING REGULATIONS (ACT NO 103 OF 1977) INCLUDING ALL AMMENDMENTS AS WELL AS THE BY-LAWS OF THE LOCAL AUTHORITIES.
ALL DIMENSIONS TO BE CHECKED ON SITE AND DRAWINGS MUST NOT BE SCALED.

BALUSTRADES ACC. NBR
FINAL HEIGHTS TO BE DETERMINED ON SITE, IF ANY DISCREPANCY CONTACT ARCHITECT IMMEDIATLY
NO OBSTRUCTION AT ENTRANCE
CHIMNEY TO COMPLY WITH SABS PART VI-4
SELF LOCKING / CLOSING GATE. SWIMMING POOL ACC. TO SABS 1390

FOUNDATIONS:
600X250mm STRIP FOOTING UNDER 220mm WALLS STRICTLY TO ENG. DETAILS AND SPECIFICATIONS

FLOOR:
ALL CONCRETE SKABS STRICTLY TO ENGINEERS DETAILS AND SPECS.
FLOOR FINISHING ON 25mm CEMEMNT SCREED ON 85mm CONCRETE SURFACE BED TO ENG DETAILS AND SPECS.

PAVING:
BRICK PAVING TO SPECIALIST SPECS ON CLEAN RIVER SAND ON COMPACTED FILLING LAYERS OF 150mm MAX. COLOUR; TERRACOTTA
1.5m WIDE PAVING ALONGSIDE ENTIRE HOUSE
CHECK ALL THE ENGINEERS DRAWINGS AND SPECIFICATIONS FOR STORM WATER AND PAVING

WALLS:
APPROVED BRICKS TO SABS STANDARDS, FINISHED WITH 15-19mm PLASTER, ONE UNDERCOAT AND 2 COATS PAINT.
EXPANSION JOINTS ACC. TO ENG. SPECS.
RETAINING WALLS ACC. TO ENG. SPECS.

ROOF CONSTRUCTION:
CONCRETE SLABS STRICTLY TO ENG DETAILS AND SPECS WITH DPC AND GRAVEL FILLING BY SPECIALIST. RAINWATER DISPOSAL TO ENG. SPECS
WATERPROOFING UNDER ROOF COVERING WITH APPROVED WHITE DPC

SEWER:
ALL FIRST FLOOR WATSE PIPES MUST BE PROVIDED WITH ANTI-VAC TRAPS
ALL EQUIPMENT TO BE PROVIDED WITH VENT VALVES
ALL VENT PIPES TO BE CONCEALED
GEYSER INSTALLATION ACC. SABS 0254 PART "P"
ACCESS PANELS ARE TO BE PROVIDED AT ALL SERVICE DUCTS

BOUNDARY WALLS:
MAX OF 1955mm HIGH PLASTERED AND PAINTED SELECTED COLOUR. TO BE FACEBRICK ON NEIGHBOURS SIDE.

WINDOWS AND DOORS:
WINDOWS AND DOORS TO BE POWDER COATED ALUMINIUM OR FRAMLESS GLASS AS PER WINDOW SCHEDULE.

GLASS:
ALL GLAZING ACC. SABS 0137 AND PART "H" OF SABS 0400
0.09sqm - 0.75sqm = 3mm THICK CLEAR GLASS
0.75sqm - 1.50sqm = 4mm THICK CLEAR GLASS
1.50sqm - LARGER = 6mm THICK CLEAR GLASS
OBSCURE GLAZING TO BE USED ON ALL BATHROOM WINDOWS

DAMPPROOFING:
DPC MUST BE PROVIDED UNDER ALL WALLS AND WINDOW CILLS

ALL WOOD/TIMBER TO COMPLY WITH SANS 10163
GEYSER INSTALLATION TO COMPLY WITH SANS 10254

HEIGHT OF VERTICAL DPC TO BE ABOVE GROUND LEVEL AT A MINIMUM OF 150mm.

DRYWALLS TO COMPLY WITH SANS 082

COUNCIL DRAWINGS

CITY OF TSHWANE
SPATIAL PLANNING AND DEVELOPMENT
2021 -02- 02
RECOMMENDED

Sónia Leithgöb SACAP 7392
SL ARCHITECTS ARCHITECTURE BY DESIGN
Cell: (+27) 82 495 3841 | Tel: (+27) 668-9924/5/6 |
9372 Louise Rd, Pretoria, www.slarch.co.za

Date: 15/12/2020

REV	DATE	DESCRIPTION
02	01-03-2019	NEW ROOF LAYOUT- MONO PITCH ROOF CHANGES TO DOUBLE PITCH ROOFS. MARLEY MODERN(FLAT PROFILE) M22 SLATE TILE TO BE USED. NEW ROOF ANGLE OF 26°. ALL HIGH W02,W03,W04 TO BE REMOVED. NEW POSITION FOR W19 IN MAIN BEDRM WC

Copyright Notice
This drawing is copyright. You may use, display, print and reproduce this drawing only for use on the project as described in the title block of this drawing. This drawing stays the property of SL ARCHITECTS and no parts of this drawing may be reproduced for any other reason as discribed above without the prior written permission of the copyright owner.Such permission, if granted, is subject to a fee depending on the nature of the use.

All rights reserved in terms of Section 12 (7) of the South African Copyright Requests and enquiries regarding reproduction should be addressed to the Copyright Owner.

All Rights Reserved
SLARCHITECTS reserves the right to revise this drawing as it sees fit.You are encouraged to contact the author of this drawing to check if this represents the latest revisions.

CITY OF TSHWANE
GIFT INTERNATIONAL DEVELOPMENT PLANNING
2021 -02- 04
BUILDING PLAN AND MANAGEMENT
REGION 4
APPROVED

SLARCHITECTS
architecture by design

PROJEK / PROJECT
NEW RES S. LAMOLA,
ERF 1144, PEACH TREE,
COPPERLEAF ESTATE

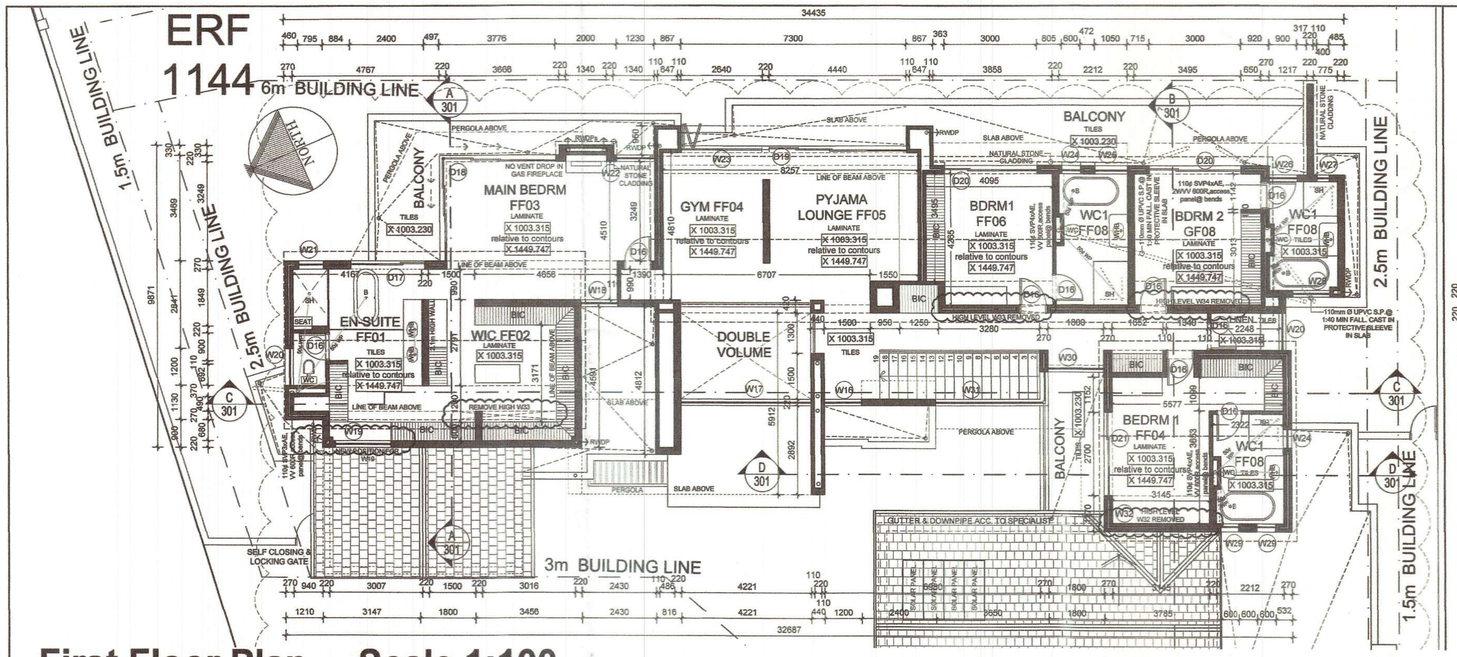
TEKENING / DRAWING
ELEVATIONS,
POOL SECTION & LAYOUT

ONTWERP / DESIGNED	NAGESIEN / CHECKED
SONIA	SONIA

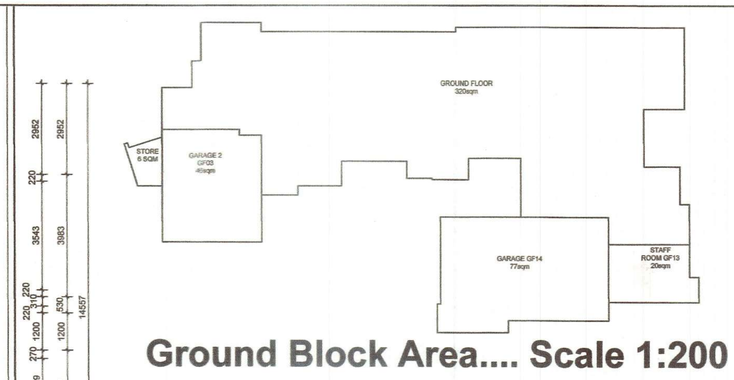
SKAAL / SCALE	TEKENING NR	REVISIEN NO
1:100 @ A1	401	3

DATUM / DATE	GETEKEN / DRAWN	PROJECT NO
15/12/2020	ANINA	SL-A-1609

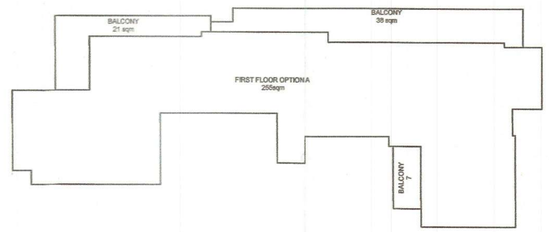
CITY OF TSHWANE METROPOLITAN MUNICIPALITY
RECEIVED
1 2021 -02- 01
BUILDING CONTROL



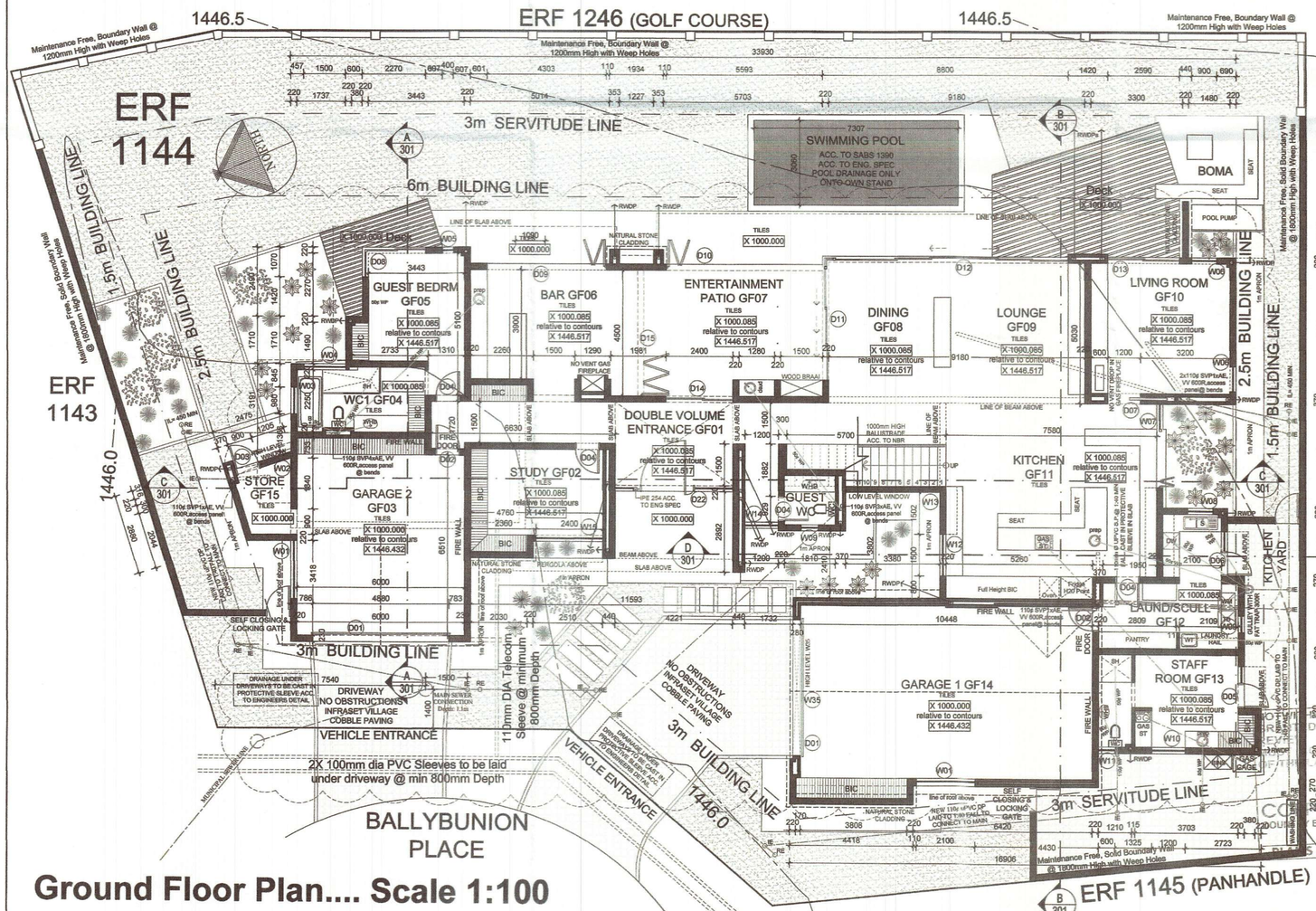
First Floor Plan.... Scale 1:100



Ground Block Area.... Scale 1:200



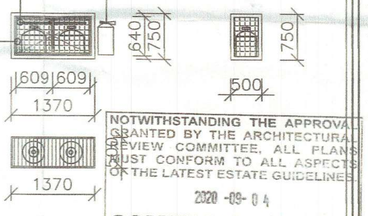
FF Block Area.... Scale 1:200



Ground Floor Plan.... Scale 1:100

MAIN SHUT-OFF VALVE TO BE OUTSIDE
9Kg DCP FIRE EXTINGUISHER.
EXPANDED METAL CAGE WITH NON-COMBUSTIBLE ROOF
FULLY VENTILATED GATE TO MANUFACTURERS DETAIL.

SYMBOLIC SAFETY SIGNS TO COMPLY WITH SANS 1186



NOTWITHSTANDING THE APPROVAL GRANTED BY THE ARCHITECTURAL REVIEW COMMITTEE, ALL PLANS MUST CONFORM TO ALL ASPECTS OF THE LATEST ESTATE GUIDELINES.
2020 -09- 04
COPPERLEAF COUNTRY ESTATE H.O.A.
PLANS APPROVED

NOTES ON THE LPG INSTALLATION (up to 3000l):

1. NO LPG GAS MAY BE SUPPLIED OR USED UNTIL THE INSTALLATION IS REGISTERED WITH THE EMERGENCY SERVICES.
2. THIS LPG INSTALLATION TO COMPLY WITH SANS 10087 PART 1 AND EMERGENCY SERVICES BY-LAWS AT ALL TIMES.
3. ALL SIGNAGE AND DANGER NOTICES MUST BE DISPLAYED.
4. ALL SIGNAGE AND DANGER NOTICES MUST COMPLY WITH SANS 1186.
5. ALL SAFETY DISTANCES MUST COMPLY WITH SANS 10087.
6. AN AREA OF AT LEAST THREE METERS AROUND THE CAGE MUST BE KEPT CLEAR OF COMBUSTABLE MATERIAL.
7. 16mm PEX COMPOSITE PIPE
8. 1X9Kg DCP FIRE EXTINGUISHER MUST BE SUPPLIED AND MUST COMPLY WITH SANS 810, IN THE INDICATED POSITIONS.
9. THE INSTALLATION MUST BE DONE BY A REGISTERED LPG INSTALLER.
10. THE INSTALLATION MUST BE TESTED & INSPECTED BY A REGISTERED GAS INSTALLER.
11. LOW PRESSURE REGULATORS MUST COMPLY WITH SANS 1237.
12. THE MANIFOLD MUST BE MAINTAINED, INSTALLED, DESIGNED & INSPECTED IN ACCORDANCE TO ANNEXURE A. OF SANS 10087 PART 1.
13. THE USER IS RESPONSIBLE TO ENSURE THAT ALL APPLIANCES, COMPONENTS & PIPELINES ARE INSPECTED AT LEAST EVERY 4 YEARS TO PREVENT ANY LEAKS & DAMAGE.
14. TUBES, HOSES & THE INSTALLATION OF APPLIANCES MUST COMPLY WITH SANS 1539.
15. THE MANIFOLD MUST BE COLOUR CODED TO THE SPECIFICATIONS OF SANS 10140 PART 3.
16. ALL RELATED ELECTRICAL WORK MUST COMPLY WITH SANS 10108.
17. BUILDING WORK MUST COMPLY WITH SANS 10400 REQUIREMENTS.
18. CYLINDERS TO BE HOUSED IN AN EXPANDED METAL CAGE WITH A NON- COMBUSTIBLE ROOF.
19. ONLY CYLINDERS CONNECTED TO THE MANIFOLD ARE ALLOWED INSIDE THE CAGE.

Gas Detail.... Scale 1:50

COUNCIL DRAWINGS

GENERAL NOTES

ALL MATERIALS AND CONSTRUCTION MUST COMPLY WITH THE NATIONAL BUILDING REGULATIONS (ACT NO 103 OF 1977) INCLUDING ALL AMMENDMENTS AS WELL AS THE BY-LAWS OF THE LOCAL AUTHORITIES.
ALL DIMENSIONS TO BE CHECKED ON SITE AND DRAWINGS MUST NOT BE SCALED.

BALUSTRADES ACC. NBR
FINAL HEIGHTS TO BE DETERMINED ON SITE, IF ANY DISCREPANCY CONTACT ARCHITECT IMMEDIATLY
NO OBSTRUCTION AT ENTRANCE
CHIMNEY TO COMPLY WITH SABS PART W1-4
SELF LOCKING / CLOSING GATE. SWIMMING POOL ACC. TO SABS 1390

FOUNDATIONS:
600X250mm STRIP FOOTING UNDER 220mm WALLS STRICTLY TO ENG. DETAILS AND SPECIFICATIONS

FLOOR:
ALL CONCRETE SKABS STRICTLY TO ENGINEERS DETAILS AND SPECS.
FLOOR FINISHING ON 25mm CEMEMNT SCREED ON 65mm CONCRETE SURFACE BED TO ENG DETAILS AND SPECS.

PAVING:
BRICK PAVING TO SPECIALIST SPECS ON CLEAN RIVER SAND ON COMPACTED FILLING LAYERS OF 150mm MAX. COLOUR: TERRACOTTA
1.5m WIDE PAVING ALONGSIDE ENTIRE HOUSE
CHECK ALL THE ENGINEERS DRAWINGS AND SPECIFICATIONS FOR STORM WATER AND PAVING

WALLS:
APPROVED BRICKS TO SABS STANDARDS, FINISHED WITH 15-19mm PLASTER, ONE UNDERCOAT AND 2 COATS PAINT.
EXPANSION JOINTS ACC. TO ENG. SPECS.
RETAINING WALLS ACC. TO ENG. SPECS.

ROOF CONSTRUCTION:
CONCRETE SLABS STRICTLY TO ENG DETAILS AND SPECS WITH DPC AND GRAVEL FILLING BY SPECIALIST. RAINWATER DISPOSAL TO ENG. SPECS
WATERPROOFING UNDER ROOF COVERING WITH APPROVED WHITE DPC

SEWER:
ALL FIRST FLOOR WATSE PIPES MUST BE PROVIDED WITH ANTI-VAC TRAPS
ALL EQUIPMENT TO BE PROVIDED WITH VENT VALVES
ALL VENT PIPES TO BE CONCEALED
GEYSER INSTALLATION ACC. SABS 0254 PART "P"
ACCESS PANELS ARE TO BE PROVIDED AT ALL SERVICE DUCTS

BOUNDARY WALLS:
MAX OF 1950mm HIGH PLASTERED AND PAINTED SELECTED COLOUR. TO BE FACEBRICK ON NEIGHBOURS SIDE.

WINDOWS AND DOORS:
WINDOWS AND DOORS TO BE POWDER COATED ALUMINIUM OR FRAMELESS GLASS AS PER WINDOW SCHEDULE

GLASS:
ALL GLAZING ACC. SABS 0137 AND PART "N" OF SABS 0400
0.00sqm - 0.75sqm = 3mm THICK CLEAR GLASS
0.75sqm - 1.50sqm = 4mm THICK CLEAR GLASS
1.50sqm - LARGER = 6mm THICK CLEAR GLASS
OBSCURE GLAZING TO BE USED ON ALL BATHROOM WINDOWS

DAMPPROOFING:
DPC MUST BE PROVIDED UNDER ALL WALLS AND WINDOW CILLS

ALL WOOD/TIMBER TO COMPLY WITH SANS 10163
GEYSER INSTALLATION TO COMPLY WITH SANS 10254

HEIGHT OF VERTICAL DPC TO BE ABOVE GROUND LEVEL AT A MINIMUM OF 150mm.

DRYWALLS TO COMPLY WITH SANS 082

GROUND FLOOR AREAS :

GARAGE	77	sqm
GARAGE	46	sqm
RESIDENCE	320	sqm
STORE	6	sqm
STAFF	20	sqm
SUB-TOTAL GF	469	sqm

FIRST FLOOR OPTION A AREAS :

RESIDENCE	255	sqm
BALCONY 1	21	sqm
BALCONY 2	38	sqm
BALCONY 3	7	sqm
SUB-TOTAL	255	sqm
TOTAL:	724	sqm

COVERAGE :

SITE AREA	1201	sqm
FOOTPRINT	469	sqm
TOTAL COVERAGE	39%	
FSR	0.6	

S.D. LEITHGÖB
SACAP 7393
Date 29/7/2019

REV	DATE	DESCRIPTION
02	01-03-2019	NEW ROOF LAYOUT- MONO PITCH ROOF CHANGES TO DOUBLE PITCH ROOFS. MARLEY MODERN(FLAT PROFILED M22 SLATE TILE TO BE USED. NEW ROOF ANGLE OF 26°. ALL HIGH VAED,WED,WD4 TO BE REMOVED.NEW POSITION FOR WI9 @ MAIN BEDRM WIC

Copyright Notice
This drawing is copyright. You may use, display, print and reproduce this drawing only for use on the project as described in the title block of this drawing. This drawing is/is the property of SL ARCHITECTS and no parts of this drawing may be reproduced for any other reason as discribed above without the prior written permission of the copyright owner.Such permission, if granted, is subject to a fee depending on the nature of the use.

All rights reserved in terms of Section 12 (7) of the South African Copyright Requests and enquiries regarding reproduction should be addressed to the Copyright Owner.

All Rights Reserved
SLARCHITECTS reserves the right to revise this drawing as it sees fit.You are encouraged to contact the author of this drawing to check if this represents the latest revisions.

RECEIVED
CITY OF CAPE TOWN MUNICIPALITY
2021 -02- 04
BUILDING PLANS AND PROPERTY DEVELOPMENT
APPROVED

R4/1236/2020

SLARCHITECTS
architecture by design
WWW.SLARCH.CO.ZA | 17 Van Eck Boulevard, Constantia, Cape Town, South Africa, 7806 | T: +27 (0) 021 794 1814
ARD PR ENG
ECSA 950443
Tel: 012 001 8767

PROJECT
NEW RES S. LAMOLA,
ERF 1144, PEACH TREE,
COPPERLEAF ESTATE

11-09-2020

DRAWING
GROUND FLOOR PLAN, FIRST FLOOR PLAN, BLOCK AREA SCHEDULE AND GAS DETAIL

DRAWN	DESIGNED	CHECKED
SONIA	SONIA	

SCALE	DRAWING NR	REVISION NO
1:100, 1:200 & 1:50 @ A1	201	2

DATUM	DATE	DRAWN	PROJECT NO
	11/03/2019	ANINA	SL-A-1609